

COMMENTARY

Open Access



# Screening for cardiovascular disease risk and subsequent management in low and middle income countries: challenges and opportunities

Pascal Bovet<sup>1\*</sup>, Arnaud Chiolero<sup>1</sup>, Fred Paccaud<sup>1</sup> and Nick Banatvala<sup>2</sup>

\* Correspondence:

pascal.bovet@chuv.ch

<sup>1</sup>Institute of Social and Preventive Medicine (IUMSP), University Hospital Centre, Rue de la Corniche 10, 1203 Lausanne, Switzerland  
Full list of author information is available at the end of the article

## Abstract

**Background:** Cardiovascular disease (CVD), mainly heart attack and stroke, is the leading cause of premature mortality in low and middle income countries (LMICs). Identifying and managing individuals at high risk of CVD is an important strategy to prevent and control CVD, in addition to multisectoral population-based interventions to reduce CVD risk factors in the entire population.

**Methods:** We describe key public health considerations in identifying and managing individuals at high risk of CVD in LMICs.

**Results:** A main objective of any strategy to identify individuals at high CVD risk is to maximize the number of CVD events averted while minimizing the numbers of individuals needing treatment. Scores estimating the total risk of CVD (e.g. ten-year risk of fatal and non-fatal CVD) are available for LMICs, and are based on the main CVD risk factors (history of CVD, age, sex, tobacco use, blood pressure, blood cholesterol and diabetes status). Opportunistic screening of CVD risk factors enables identification of persons with high CVD risk, but this strategy can be widely applied in low resource settings only if cost effective interventions are used (e.g. the WHO Package of Essential NCD interventions for primary health care in low resource settings package) and if treatment (generally for years) can be sustained, including continued availability of affordable medications and funding mechanisms that allow people to purchase medications without impoverishing them (e.g. universal access to health care). This also emphasises the need to re-orient health systems in LMICs towards chronic diseases management.

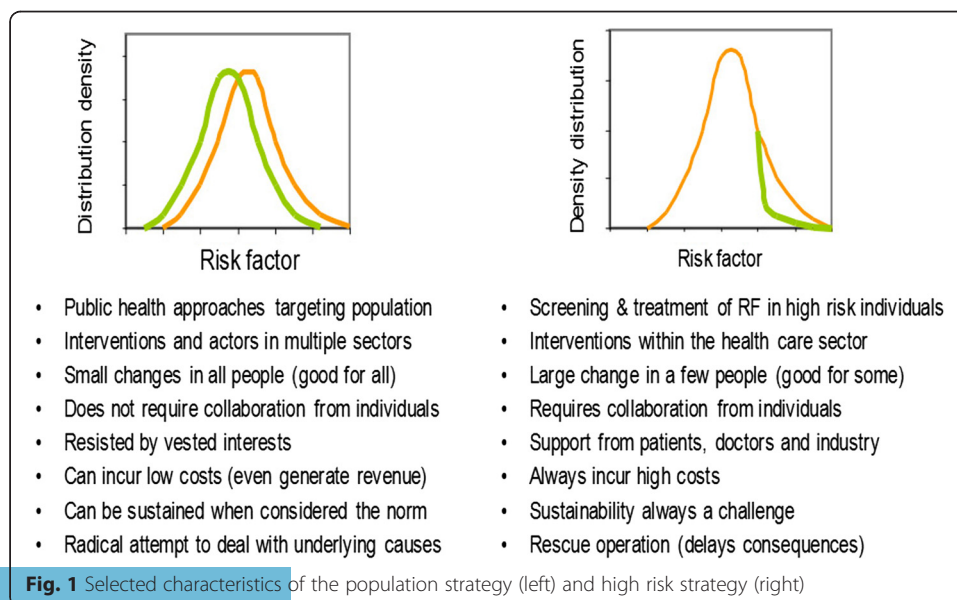
**Conclusion:** The large burden of CVD in LMICs and the fact that persons with high CVD can be identified and managed along cost-effective interventions mean that health systems need to be structured in a way that encourages patient registration, opportunistic screening of CVD risk factors, efficient procedures for the management of chronic conditions (e.g. task sharing) and provision of affordable treatment for those with high CVD risk. The focus needs to be in primary care because that is where most of the population can access health care and because CVD programmes can be run effectively at this level.

### Burden of cardiovascular disease and impact in LMICs

Cardiovascular disease (CVD), mainly heart attack and stroke, is the leading cause of premature mortality and morbidity worldwide [1–3]. An estimated 38 million of the 56 million deaths that occurred globally in 2012 were due to noncommunicable diseases (NCDs) (i.e. CVD, cancer, diabetes and chronic respiratory diseases), with CVD accounting for 46 % of NCD deaths. In 2008, 80 % of all deaths from NCDs occurred in low- and middle-income countries (LMICs). The good news is that premature fatal and non-fatal CVD is largely preventable, and feasible cost-effective interventions exist [4, 5], which emphasizes the need to respond to CVD and other leading NCDs in all countries. In most LMICs, the majority of people at high risk of CVD, which largely correspond to those people with hypertension, high blood cholesterol and/or diabetes, are not aware of having these conditions and do not appreciate that these are risk factors for CVD or that these conditions can be controlled with effective management [6, 7]. In addition, many people in LMICs are unaware of the lifestyle behaviours that are associated with increased risk of CVD and other NCDs, such as tobacco use, harmful use of alcohol, unhealthy diet and physical inactivity.

### Strategies to prevent CVD in populations

There are two main strategies to prevent CVD: population and high-risk [8]. Advantages and disadvantages of these two strategies are summarized in Fig. 1. Population strategies involve multisectoral interventions to reduce risk factors in the population. They deploy small effects at the individual level (i.e., small reduction in risk factors) and are “good for all” (e.g. tobacco taxation or reduction of salt, sugar and trans-fats in processed foods). The financial cost of their implementation is often low and some interventions can generate substantial revenue (e.g. taxes on tobacco and alcohol). On the other hand, the health and social costs tend to be high when the determinants of diseases are related to profitable production of goods (e.g., tobacco, alcohol or food industries).



High-risk strategies involve health care services; they bring large benefit (i.e. large reduction of some risk factors) to those persons treated, are “good for some”, but require the explicit engagement of individuals (e.g. long-term adherence to medication). The financial cost is often high because management of NCDs often requires life-long clinical medications (e.g. hypertension, dyslipidaemia, diabetes, etc.). These interventions tend to benefit from a broad support by patients, health professionals and government because their effect is clinically apparent and immediate. Nevertheless there are a number of high risk interventions that are cost-effective and feasible.

Screening of individuals at high CVD risk can also be viewed as a strategy to detect sub-clinical CVD (e.g. coronary atherosclerosis, increased artery intima-media thickness, enlarged left myocardial ventricular mass, endothelial artery dysfunction, etc.) and treatment for these persons viewed as a mean to improve the prognosis of such subclinical CVD condition(s). In this paper, we consider CVD as clinical stroke or myocardial infarction, and the identification and treatment of individuals at high CVD risk among those who have not yet developed overt CVD) as a means to prevent or delay the occurrence of overt CVD.

Persons who have already developed CVD need to be treated to both improve their immediate prognosis and reduce the occurrence of further acute CVD events. Clinical treatment of acute CVD can be very effective, e.g. coronary revascularization (coronary artery bypass surgery) or percutaneous coronary intervention), but these interventions tend to be complex and costly. Because persons who have already developed clinical CVD have a very high risk of developing further events, it is a priority to identify them in order to provide long-term clinical management to reduce their CVD risk.

The optimal balance between population and high-risk strategies differs according to epidemiological and resource situations in different populations. However, any program devoted to CVD prevention and control has to include a mix of both high-risk interventions (aimed at providing cost effective treatment to selected persons at high risk of CVD, or with CVD) and population wide interventions (aimed at reducing the levels of upstream CVD determinants in the entire population). Population and high-risk strategies mutually reinforce each other, e.g. those treated for CVD conditions may be inclined to support public health interventions, while implementation of public health interventions help sensitize the individuals about the need to adopt healthy behaviours and take long-term treatment when indicated.

In high-income Western countries, the age-standardized CVD mortality rate has decreased by more than 70 % in the past four decades. Approximately 50–60 % of this reduction has been attributed to population-based interventions (i.e. reduction of CVD risk factors in the population through public health measures targeting the entire population) and 40–50 % to clinical management at the individual level [9, 10]. The substantial contribution of the high-risk strategy to reduce CVD morbidity and mortality has also been observed in LMICs, for example in Brazil [11, 12].

#### **Priority interventions**

There is now consensus across the globe on the need to address priority NCDs in LMICs. The World Health Assembly (WHA) has agreed on 9 voluntary global targets for the prevention and control of NCDs, including a 25 % relative reduction by 2025 in

premature mortality (age 30–70) from CVD, cancer, diabetes, or chronic respiratory diseases from the 2010 baseline (Table 1).

Cost effective, affordable and scalable interventions, both at population-wide level and in high-risk groups, are described in the World Health Organization (WHO) Global NCD Action Plan, 2013–2020 (Table 2) [5, 13] and in the 2014 NCD Status Report [14]. These interventions were determined through both technical (expert reviews) and political (WHO Member States) consultations. Prioritizing cost-effective interventions is important to maximize public health gain within often very limited resources [15].

High-risk interventions are relevant for four of the 9 voluntary global targets: 1) 25 % relative reduction in the prevalence of blood pressure levels; 2) halting the rise of diabetes and obesity; 3) at least 50 % of eligible people receiving drug therapy to prevent heart attacks and strokes; and 4) 80 % availability of the affordable basic technologies and essential medicines to treat major NCDs. A set of 25 indicators to monitor progress toward the 9 targets has also been agreed by the WHA.

It has been estimated that implementing a package of very-cost effective, or “best buy”, population and high-risk strategic interventions for the prevention and control of the four principal NCDs would cost US\$ 0.88, US\$ 1.45 and US\$ 2.91 per capita per year for low-income countries, lower middle-income countries and upper middle-income countries, respectively, which respectively spend US\$ 22, US\$ 74, and US\$ 412 for total health expenditure per capita annually [16]. High-risk strategies would account for the largest share of the cost of the full package (Fig. 2) and treatment for persons at high CVD risk would account for the largest share of resources for high risk strategies for the main NCDs (Fig. 3) [16]. This underlies the need to carefully design high-risk strategies targeting persons at high CVD risk, particularly in LMICs.

### Assessing CVD risk

The majority of CVD guidelines are from high-income countries and focus on single risk factors with regards to prevention of CVD, rather than using an absolute risk approach. For example a number of guidelines suggest initiating anti-hypertensive

**Table 1** Main targets for intervention to prevent main NCDs, including CVD, to be achieved by 2025 as compared to baseline in 2010

Mortality and morbidity	1	25% reduction in mortality from CVD, cancer, diabetes, or chronic respiratory diseases
Behavioural risk factors	2	10% reduction in harmful use of alcohol
	3	10% reduction in the prevalence of insufficient physical activity
	4	30% reduction in salt intake
	5	30% reduction in the prevalence of smoking in adults
Biological risk factors	6	25% relative reduction in the prevalence of raised BP
	7	0% increase in the prevalence of diabetes and obesity
National systems response	8	At least 50% of eligible people receive drug therapy and counselling (including glycemic control) to prevent heart attacks and strokes
	9	At least 80% availability of affordable basic technologies and essential medicines for NCDs in both public and private facilities

NCD noncommunicable diseases, CVD cardiovascular disease  
Adapted from WHO [5]

**Table 2** Cost effective interventions for the prevention and control of NCDs as reported in the WHO Global Action Plan 2013–2020

<i>Clinical</i>	Risk factor/ disease (DALYs in millions; % global burden)	Interventions (bold are 'best buys', others are 'good buys')	Averted burden	CE	Implementation cost	Feasibility ( <i>health system constraints</i> )
C	Tobacco use (>50m DALYs; 3.7% global burden)	Raise tax on tobacco	Combined effect: 25–30 million DALYs (>50% tobacco burden)	CE	Very low cost	Highly feasible; strong framework (FCTC)
		Ban tobacco advertising				
		Ban smoking in public/ work places				
		Health warning on danger of smoking				
		Offer counselling to smokers		Quite CE	Quite low cost	Feasible (PHC)
	Harmful use of alcohol (>50m DALYs; 4.5% GB)	Restrict access to retailed alcohol	Combined effect: 5–10 m DALYs (10– 20% alcohol burden)	Very CE	Very low cost	Highly feasible
		Enforce bans on alcohol advertising				
		Raise taxes on alcohol				
		Enforce drink-driving laws		Quite CE	Quite low cost	Intersectoral Feasible (PHC)
		Offer brief advice for hazardous drinking				
Unhealthy diet (15–30m DALYs; 1–2% GB)	Reduce salt intake	Salt reduction:	Very CE	Very low cost	Highly feasible	
	Replace transfat with polyunsaturated fat	5 m DALYs				
	Promote public awareness about diet					
	Restrict marketing of food and beverages to children	NA	Very CE	Very low cost	Highly feasible	
	Replace saturated fat with unsaturated fat					
	Manage food taxes and subsidies					
	Provide health education in worksites		Less CE	Quite low cost	Highly feasible	
	Promote healthy eating in schools					
C	Physical inactivity (>30m DALYs; 2.1% GB)	Offer counselling in primary care		Quite CE	Higher cost	Feasible (PHC)
		Promote physical activity (mass media)	NA	Very CE	Very low cost	Highly feasible
	Promote physical activity (communities) Support active transport strategies		Not assessed	Not assessed globally	Intersectoral action	
	Promote physical activity in worksites		Quite CE	Higher cost	Feasible (PHC)	
	Promote physical activity in schools		Less CE	Higher cost	Feasible	
C		Offer counselling in primary care				
C				Very CE	Quite low cost	

**Table 2** Cost effective interventions for the prevention and control of NCDs as reported in the WHO Global Action Plan 2013–2020 (Continued)

	CVD and diabetes (170 m D; 11% GB)	Counselling & multidrug therapy for CVD and diabetes if 10-year risk of CVD $\geq$ 30%	60 m DALYs (35% CVD burden)			Feasible (PHC)
C		Aspirin for acute myocardial infarction	4 m (2% CVD B)			Feasible (PHC)
C		Multidrug therapy if 10-year risk of CVD $\geq$ 20%	70 m (40% CVD B)	Quite CE	Higher cost	Feasible (PHC)

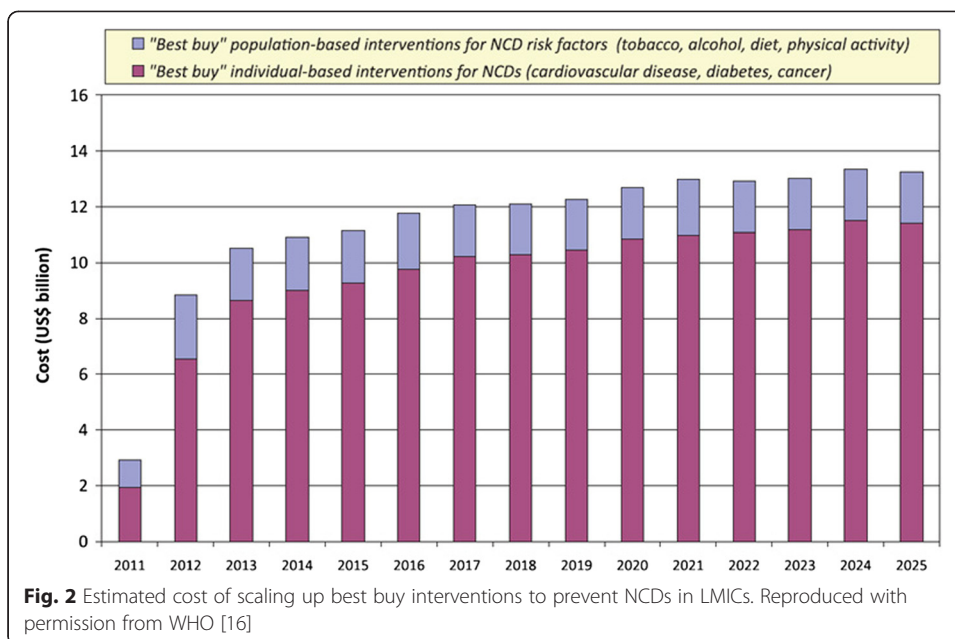
*Abbreviations:* C clinical intervention (i.e. all others are public health interventions), B burden, CA cancer, CE cost effective, CVD cardiovascular diseases, DALY or D disability adjusted years of life lost, FCTC framework convention on tobacco control, GB global burden, m million, NA not available, PHC primary health care  
Interventions in bold/blue are very cost effective (“best buys”), i.e. generate an extra year of healthy life for a cost that falls below the average annual income or gross domestic product per person

medication for all persons with blood pressure  $\geq$ 140/90 mmHg, even where the risk of CVD is low [17, 18]. However, when interventions involve potential long term treatment at the individual level, and implicitly significant resources, it is important to develop strategies that can maximize the numbers of CVD events averted and minimize the numbers of persons who need to be treated. This is important for all countries, but particularly for LMICs with their limited resources. CVD risk scores have been developed and are based on a limited number of main CVD risk factors (e.g. age, sex, hypertension, smoking, cholesterol, diabetes). A main principle underlying all CVD risk scores is that lowering blood pressure, or lowering blood cholesterol, provides similar relative risk reduction at all levels of baseline CVD risk, but progressively greater absolute risk reduction as the baseline CVD risk increases [19–23]. As a result, it is most efficient to provide treatment to those persons with the highest total CVD risk [24]. Providing treatment to individuals with a risk for developing fatal or non-fatal CVD larger than 20–30% in the next 10 years is typically considered a very cost-effective or a “best buy” intervention to reduce CVD in LMICs. A “best buy” intervention generates an extra year of healthy life for a cost that falls below the average annual gross domestic product [GDP] income per person. Risk scores are also calibrated to account for the background CVD risk in a particular population, which underlies that different risk scores have been developed in different regions.

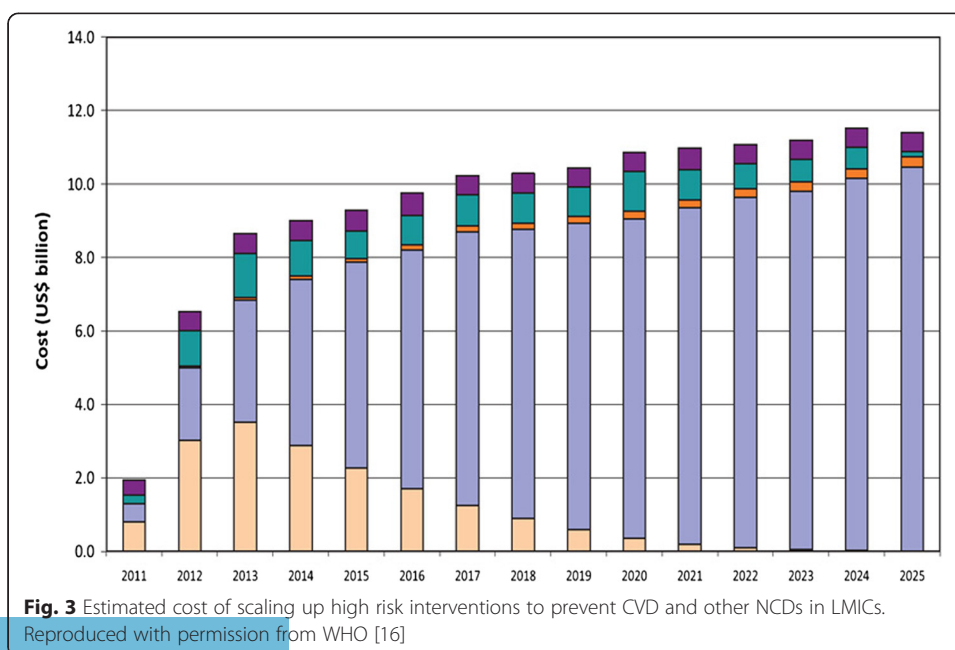
Nevertheless, because the levels of risk factors tend to track over time in a same individual (e.g. youths with high blood pressure are likely to become adults with high blood pressure or inversely, adults with high blood pressure are likely to have had high blood pressure during their youth), some experts maintain that intervening at an earlier stage when the overall risk is only intermediate (which often means at an earlier age and/or at a lower total CVD risk) would help prevent the transition from a “moderate” to a “high” risk of CVD and reduce the number of treatment failures that can occur when treatment is initiated at the high risk stage [25–27]. Furthermore, there is some evidence to treat high risk individuals to more stringent targets (e.g. BP levels <120/80 mmHg) [28], and to extend treatment in primary prevention to individuals at lower CVD risk [29] to achieve larger CVD prevention and sustain CVD reduction over time, although the recent trends to extend treatment to increasingly low risk persons raise a number of issues [30].

A further concern is that despite the fact that CVD risk scores have good accuracy in predicting CVD risk [31], prediction of future CVD events is less reliable at





the individual level [32]. Large numbers of CVD events in the population arise from the large numbers of persons with only low or moderate CVD risk. For example, more than 50 % of all CVD events in the UK arise from persons with CVD risk lower than 10 % using the QRISK2 score [33]. Furthermore, CVD risk scores have not been developed from actual data in most LMICs because of a lack of population-based cohort studies, and several issues must be considered when calibrating risk scores from one population to others [34], e.g. from high income countries to LMICs.



### CVD risk charts in LMICs

WHO has issued CVD prediction charts to assess the 10-year risk of fatal or non-fatal CVD that can be applied in different regions of the world [35–38]. The CVD score requires information on a person's age, sex, smoking status, diabetes status, blood pressure and blood cholesterol. Risk charts also exist when levels of cholesterol cannot be measured [39]. In the WHO PEN package, a mixed approach to high CVD risk is proposed [40]. CVD medications are indicated for persons with very high CVD risk (i.e. 10-year CVD risk  $\geq 30\%$ ), or for persons with blood pressure  $\geq 160/100$  mmHg alone, or with cholesterol  $\geq 8.0$  mmol/l alone (who may not necessarily have a high total CVD risk).

Table 3 shows the estimated numbers of persons who would need to be treated to prevent CVD and the related costs, according to different high-risk scenarios. These estimates are based on the distribution of CVD risk factors assessed in a population-based survey of CVD risk factors in the Republic of Seychelles and are limited to the sole costs of medications related to treatment of high CVD risk [41]. Cost estimates are based on generic drugs procured mainly from India (i.e. around 10 times less expensive than in western countries) and do not account for acute care of incident or prevalent CVD, medical visits and biological or other examinations.

### Who should be assessed for CVD risk?

Screening for CVD risk implies assessing individual CVD risk factors included in the CVD risk score (Table 4) [42–46]. However, because assessing CVD risk can involve lifelong treatment, screening strategies in all countries, and particularly in LMICs, must take into account available resources and competing needs. Screening of CVD risk may best be achieved using opportunistic screening of selected CVD risk factors at the primary health care level, considering that a majority of the population will seek health care at some point of time. Guidelines should be adapted to local circumstances and specify

**Table 3** Estimated impact and cost of different high risk strategies to prevent CVD in the Seychelles based on data in 2004

Treatment strategy	No. eligible to treat	Number of CVD events averted	Number needed to treat to avoid 1 CVD event	Total cost of medications (in US\$ millions)	Cost of medications (US\$) to avert 1 CVD event
BP $\geq 140/90$ mmHg	44'899	127	354	1.84	14'534
Total cholesterol $\geq 6.2$ mmol/l	28'317	39	727	1.24	31'831
High BP or high cholesterol	59'741	157	379	3.89	24'678
Risk $\geq 10\%$	10'837	137	79	1.03	7'499
Risk $\geq 20\%$	5'114	92	56	0.49	5'291
Risk $\geq 20\%$ , BP $\geq 160/100$ , TC $\geq 8.0$	20'653	147	140	1.96	13'307
Current situation	37'667	103	366	2.45	23'789

Adapted from Bovet et al [41]



**Table 4** Recommendations of the U.S. Preventive Service Task Force (USPSTF) for the screening of hypertension, dyslipidemia and diabetes in adults

Condition	Recommendations
High blood pressure	Recommendation to screen for high blood pressure in adults 18 and over.
Abnormal blood lipids	Recommendation to screen men aged 35 and older for lipid disorders; Recommendation to screen women aged 45 and older for lipid disorders if they are at increased risk for coronary heart disease.
Diabetes	Recommendation to screen for abnormal blood glucose and type 2 diabetes mellitus in adults who are at increased risk for diabetes.

Adapted from different recommendations from USPSTF [43–46]

who should be screened, for what, at which age, and at which time intervals. In many countries, there are pressures from the private sector, including private health care systems, which encourage screening of a variety of non essential CVD markers [47]. WHO has published a set of tools for the assessment and management of CVD risk for the prevention of heart attack and stroke in primary care, including hypertension and diabetes. The protocol considers several conditions, including age; tobacco use; increased waist circumference; known hypertension; known diabetes; history of premature CVD in first degree relatives; and history of diabetes or kidney disease in first degree relatives [40]. Of note, identifying individuals with diabetes is useful both to assess CVD risk (diabetes is a risk factor that doubles an individual's total CVD risk) and for targeted early detection and treatment of diabetes *per se*, as diabetes also is a disease incurring complications not related to CVD. WHO is currently developing guidelines on screening for CVD risk and diabetes.

#### Management of persons with CVD risk at primary health care level in LMICs

Guidelines on screening for CVD risk need to be developed alongside guidelines on how those persons identified at risk should be managed. Guidelines should include evidence-based interventions which are affordable and feasible for a particular environment. The PEN package tools provide specific guidance for the management among patients with the main NCDs that can be used in low resources settings for both persons with CVD (heart attack and stroke) and those at high risk of CVD [40]. Management for both primary and secondary prevention of CVD needs to have a strong focus on risk factor reduction through both a healthier lifestyle and medications to control blood pressure, blood lipids, and diabetes. Further description of the management of CVD and its risk factors is beyond the scope of this review, particularly taking into account that clinical management of acute CVD events and those at high risk CVD risk will largely depend on resources available; further information is available elsewhere [42, 48]. Of note, a number of effective interventions to reduce CVD risk do not require drug therapy [42], e.g. advising smokers to quit [49] or encouraging people to adopt a healthy diet (e.g. calorie intake and salt reduction) and regular physical activity [50].

#### Challenges related to assessment and management of high CVD risk

##### *Overdiagnosis*

A major caveat when assessing a CVD risk in the population is avoiding overdiagnosis [51]. Overdiagnosis can result in inappropriate treatment that can be both hazardous to

the patients and a waste of scarce resources. In one study in Tanzania, only half of all those who had high blood pressure on a first reading ( $\geq 160/95$  mmHg, i.e. at a level requiring treatment irrespective of total CVD risk) still had high blood pressure ( $\geq 140/90$  mmHg) at a fourth medical visit several weeks later, with no treatment given in the interval [52]. These findings are explained by two distinct phenomena. The first mechanism is the well-known “regression to the mean”, i.e. the fact that a number of measurements that are at extreme values (high or low) on a first measurement will tend to move toward values closer to the mean value over subsequent measurements. This problem underlies the need to measure risk factors (particularly BP and blood glucose) on several different days before a definite diagnosis is done.

The second mechanism is the “white coat effect” whereby blood pressure measured by a doctor is artificially high because of anxiety related to the procedure. Indeed, blood pressure readings tend to be lower if they are self-measured or measured by other health care staff. If patients are started on treatment with an erroneous diagnosis of hypertension, a subsequent decrease in blood pressure can be erroneously attributed to antihypertensive care and treatment may be continued indefinitely. In all countries, including resource limited settings, home blood pressure monitoring (e.g. self measurement at home of blood pressure for a few days using an electronic monitoring device) can be a useful strategy to reduce false positive hypertension cases when considering the high cost of overdiagnosis, which may result in unnecessary treatment for many years and potential harmful side effects.

#### ***Adherence to treatment***

Low adherence to treatment is another important challenge. Adherence as low as 50 % was found for treatment of hypertension and other CVD risk factors in both high and low income countries [53–55]. In Dar es Salaam (Tanzania), only 30 % of those diagnosed with hypertension were accessing health care at 12 months and less than 3 % were on treatment [56]. Explanations for this pattern include out-of-pocket expenditure for health care, which makes long term treatment too expensive; the fact that health care is not a priority for people with asymptomatic conditions; and a variety of emotional and other barriers related to perception by patients of NCDs and chronic treatment [57]. Ensuring that a patient has sufficient understanding of his/her CVD condition, the underlying causes, and the reasons for treatment, is important in encouraging adherence to long-term treatment. However health care professionals rarely have sufficient time, understand the importance of, or are rarely sufficiently incentivized to explain to their patients the need to comply with treatment. A number of other factors aimed at strengthening the entire health system have been identified to improve adherence to treatment for chronic conditions [58, 59].

#### ***Fixed-dose multidrug therapy***

Some authors have recommended a radically simplified treatment strategy by using two simple markers (age and sex) as the basis for determining treatment and one single multipurpose fixed dose drug combination to lower blood pressure, blood cholesterol and aspirin ( i.e., the “polypill”) [60]. According to this strategy, a fixed-dose combination medication taken by all males aged  $\geq 55$  years, irrespective of their levels of other CVD risk factors, could reduce CVD by more than 80 %. Proponents of this approach highlight that this strategy has the potential to minimize the need for diagnostic testing, reduce requirements for medical follow-up, simplify treatment guidelines, enable greater task sharing for health care delivery, and enable procurement of

drugs at lower costs [61]. There is no definite evidence to support broad use of fixed-dose combination therapy as yet, and efficacy, long-term risks, sustainability, and cost effectiveness of this strategy remain to be established before considering widespread use of fixed-dose combinations but evaluations are ongoing [62]. In any case, any use of a polypill should not undermine comprehensive public health approaches to NCD prevention and control and efforts to strengthen health systems in LMICs.

### **Strengthening health systems for management of NCDs**

The identification of CVD risk factors, and subsequent management when needed, require a strong and sustainable health system covering the whole population. Health systems in many LMICs need rapid orientation towards care of chronic conditions, including CVD and other NCDs, an area that has hitherto been neglected. This requires strengthening the health system across all its dimensions. A primary task is the appropriate education of the health workforce, both in clinical care and in public health, in order to improve the understanding of chronic diseases, including screening and long-term follow up. Other areas needing strengthening include service delivery, health information systems, access to essential medicines, sustainable financing, and leadership and accountable governance [63].

The focus for NCD prevention and control in all countries needs to be in primary care, as this is where interventions are most cost-effective and feasible, and can reach the largest number of people. Countries therefore need to ensure that their health sector strategies articulate costed plans for scaling up the health system response to NCDs, with particular emphasis on primary health care. An effective primary care response requires the training of health professionals in the diagnosis and management of CVD and its risk factors; the production and availability of concise and locally relevant guidelines on priority cost-effective interventions for CVD risk reduction [64]; the development of registries and information systems allowing easy follow up of patients' CVD risk parameters over time (as well as records of informed preferences of "engaged patients" about their treatment); availability of simple and reliable equipment for assessing CVD risk (mainly hypertension, diabetes and dyslipidaemia); sustained availability of affordable essential priority medications for CVD risk reduction (which may include as few as a dozen of drugs for reducing CVD risk); and task shifting/task sharing so that management and/or follow-up of patients at high CVD risk (e.g. patient with well controlled hypertension and/or diabetes) can be performed by health professionals other than doctors [65–67]. A recent trial showed that a simplified cardiovascular management program conducted by community health workers at primary health care level improved quality of care and clinical outcomes in resource-poor settings in China and India compared to usual care [68].

More generally, management of NCDs in LMICs is a multi-billion dollar market for pharmaceutical and allied industries. It is therefore important that good governance, continued monitoring, involvement of the civil society, and adequate regulatory frames are set up so that treatment and prevention of CVD and other NCDs are not solely left to commercial interests [69–72].

### Access to health care

Treatment costs are often paid out-of-pocket in LMICs and the cost of monthly treatment are often a significant proportion of household income [73]. Systems requiring direct payment at the point of care prevent millions of people in the world from accessing services and can result in financial hardship, and catastrophic health expenditure which can drive individuals and families into poverty [74]. It is crucial therefore to ensure that wherever possible generic medications are used for the treatment of CVD. This emphasizes the critical importance of efficient procurement channels for medicines and diagnostic supplies in LMICs [69, 75], and ensuring that essential drugs are free of charge [76]. Universal health coverage would be a major step forward in ensuring that those with CVD and/or at risk of CVD have access to effective, affordable and accessible health care [77, 78]. However, unframed improved access to health care can create a number of distinct pressures that further prioritise curative clinical services at the expense of population-level health promotion, prevention, and action on social determinants of health, with a potential for less equitably distributed benefits [68].

### Conclusions

The high-risk strategy to reduce CVD risk in LMICs is an important component of any program for CVD risk reduction in LMICs. High risk strategies need to be carefully designed to maximize the numbers of fatal and non-fatal heart attacks and strokes averted while minimizing the numbers of persons needing treatment. Concentrating health care on those with high total CVD risk, as assessed by using CVD risk scores, enables this to be done. Because of the enormous number of people at high CVD risk in LMICs it is essential that care for high CVD risk among asymptomatic individuals is centred on primary care, with secondary care being available for the acute management of heart attack and stroke.

The increasing burden of NCDs in LMICs and the long-term management of CVD and its risk factors mean that health systems in LMICs need to be rapidly orientated around patient-centred integrated care for the management of NCDs [12, 79]. Valuable lessons can be learnt from HIV/AIDS care in LMICs [80]. Among the many measures to strengthen health systems, a number of specific issues are particularly relevant to the management of persons at high CVD risk, including simplified treatment schemes, task sharing, effective procurement of affordable medications, and universal access to health care.

In addition to an effective health system response, the reduction of CVD and other NCDs requires multisectoral population-based interventions to reduce their underlying determinants.

### Abbreviations

CVD: cardiovascular disease; LMICs: low and middle income countries; NCD: non communicable diseases.

### Competing interests

The authors alone are responsible for the views expressed in this article and they do not necessarily represent the views, decisions or policies of the institutions with which they are affiliated. All the authors do not report any competing interest and in particular no relationship with industry.

### Authors' contributions

PB and NB led the writing of the paper. AC and FP helped to draft the paper. All authors read and approved the final manuscript.

### Acknowledgments

We thank Dr Slima Slama, WHO Regional Office for the Eastern Mediterranean, for helpful comments on the draft.

### Author details

<sup>1</sup>Institute of Social and Preventive Medicine (IUMSP), University Hospital Centre, Rue de la Corniche 10, 2013 Lausanne, Switzerland. <sup>2</sup>Noncommunicable Diseases and Mental Health Cluster, World Health Organization, Geneva, Switzerland.

Received: 26 February 2015 Accepted: 18 November 2015

Published online: 25 November 2015

### References

1. Lim SS, Vos T, Flaxman AD, Danaei G, Shibuya K, Adair-Rohani H, et al. A comparative risk assessment of burden of disease and injury attributable to 67 risk factors and risk factor clusters in 21 regions, 1990-2010: a systematic analysis for the Global Burden of Disease Study 2010. *Lancet*. 2012;380(9859):2224–60.
2. Streatfield PK, Khan WA, Bhuiya A, Hanifi SM, Alam N, Bagagnan CH, et al. Adult non-communicable disease mortality in Africa and Asia: evidence from INDEPTH Health and Demographic Surveillance System sites. *Global Health Action*. 2014;7:25365.
3. Mortality GBD, Causes of Death C. Global, regional, and national age-sex specific all-cause and cause-specific mortality for 240 causes of death, 1990-2013: a systematic analysis for the Global Burden of Disease Study 2013. *Lancet*. 2015;385(9963):117–71.
4. Shroufi A, Chowdhury R, Anchala R, Stevens S, Blanco P, Han T, et al. Cost effective interventions for the prevention of cardiovascular disease in low and middle income countries: a systematic review. *BMC Public Health*. 2013;13:285.
5. WHO. Global action plan for the prevention and control of noncommunicable diseases 2013-2020. Geneva: World Health Organization; 2013.
6. Ataklte F, Erqou S, Kaptoge S, Taye B, Echouffo-Tcheugui JB, Kengne AP. Burden of undiagnosed hypertension in sub-saharan Africa: a systematic review and meta-analysis. *Hypertension*. 2015;65(2):291–8.
7. Chow CK, Teo KK, Rangarajan S, Islam S, Gupta R, Avezum A, et al. Prevalence, awareness, treatment, and control of hypertension in rural and urban communities in high-, middle-, and low-income countries. *JAMA*. 2013;310(9):959–68.
8. Rose G. Sick individuals and sick populations. *Int J Epidemiol*. 2001;30(3):427–32. discussion 33-4.
9. Ford ES, Capewell S. Proportion of the decline in cardiovascular mortality disease due to prevention versus treatment: public health versus clinical care. *Annu Rev Public Health*. 2011;32:5–22.
10. Ezzati M, Riboli E. Can noncommunicable diseases be prevented? Lessons from studies of populations and individuals. *Science*. 2012;337(6101):1482–7.
11. Beaglehole R, Epping-Jordan J, Patel V, Chopra M, Ebrahim S, Kidd M, et al. Improving the prevention and management of chronic disease in low-income and middle-income countries: a priority for primary health care. *Lancet*. 2008;372(9642):940–9.
12. Atun R, Jaffar S, Nishtar S, Knaul FM, Barreto ML, Nyirenda M, et al. Improving responsiveness of health systems to non-communicable diseases. *Lancet*. 2013;381(9867):690–7.
13. Zarocostas J. WHO lists “best buys” for cutting deaths from non-communicable disease. *BMJ*. 2011;342:d2648. 2011.
14. WHO. Global status report on noncommunicable diseases 2014. Geneva: World Health Organization; 2014. p. 2014.
15. Bonita R, Magnusson R, Bovet P, Zhao D, Malta DC, Geneau R, et al. Country actions to meet UN commitments on non-communicable diseases: a stepwise approach. *Lancet*. 2013;381(9866):575–84.
16. WHO. Scaling up action against noncommunicable diseases: How much will it cost? Geneva: World Health Organization; 2011.
17. Go AS, Bauman MA, Coleman King SM, Fonarow GC, Lawrence W, Williams KA, et al. An effective approach to high blood pressure control: a science advisory from the American Heart Association, the American College of Cardiology, and the Centers for Disease Control and Prevention. *Hypertension*. 2014;63(4):878–85.
18. Mancia G, Fagard R, Narkiewicz K, Redon J, Zanchetti A, Bohm M, et al. 2013 ESH/ESC practice guidelines for the management of arterial hypertension. *Blood Press*. 2014;23(1):3–16.
19. van der Leeuw J, Visseren FL, Woodward M, Zoungas S, Kengne AP, van der Graaf Y, et al. Predicting the effects of blood pressure-lowering treatment on major cardiovascular events for individual patients with type 2 diabetes mellitus: results from Action in Diabetes and Vascular Disease: Preterax and Diamicron MR Controlled Evaluation. *Hypertension*. 2015;65(1):115–21.
20. Blood Pressure Lowering Treatment Trialists C, Sundstrom J, Arima H, Woodward M, Jackson R, Karmali K, et al. Blood pressure-lowering treatment based on cardiovascular risk: a meta-analysis of individual patient data. *Lancet*. 2014;384(9943):591–8.
21. Jackson R, Lawes CM, Bennett DA, Milne RJ, Rodgers A. Treatment with drugs to lower blood pressure and blood cholesterol based on an individual's absolute cardiovascular risk. *Lancet*. 2005;365(9457):434–41.
22. Baigent C, Keech A, Kearney PM, Blackwell L, Buck G, Pollicino C, et al. Efficacy and safety of cholesterol-lowering treatment: prospective meta-analysis of data from 90,056 participants in 14 randomised trials of statins. *Lancet*. 2005;366(9493):1267–78.
23. Allan GM, Nouri F, Korownyk C, Kolber MR, Vandermeer B, McCormack J. Response to letters regarding “agreement among cardiovascular disease risk calculators”. *Circulation*. 2013;128(21), e430.
24. Manuel DG, Lim J, Tanuseputro P, Anderson GM, Alter DA, Laupacis A, et al. Revisiting Rose: strategies for reducing coronary heart disease. *BMJ*. 2006;332(7542):659–62.
25. Thomopoulos C, Parati G, Zanchetti A. Effects of blood pressure lowering on outcome incidence in hypertension: 3. Effects in patients at different levels of cardiovascular risk - overview and meta-analyses of randomized trials. *J Hypertens*. 2014;32(12):2305–14.

26. Sniderman AD, Toth PP, Thanassoulis G, Pencina MJ, Furberg CD. Taking a longer term view of cardiovascular risk: the causal exposure paradigm. *BMJ*. 2014;348:g3047.
27. Modesti PA, Agostoni P, Agyemang C, Basu S, Benetos A, Cappuccio FP, et al. Cardiovascular risk assessment in low-resource settings: a consensus document of the European Society of Hypertension Working Group on Hypertension and Cardiovascular Risk in Low Resource Settings. *J Hypertens*. 2014;32(5):951–60.
28. McCarthy M. Study supports more aggressive blood pressure treatment targets, US officials say. *Br Med J*. 2015;351:h4920.
29. Desai JR, Vazquez-Benitez G, Xu Z, Schroeder EB, Karter AJ, Steiner JF, et al. Who must we target Now to minimize future cardiovascular events and total mortality? Lessons from the SUPREME-DM cohort study. *Circ Cardiovasc Qual Outcomes*. 2015.
30. Moynihan R, Doust J, Henry D. Preventing overdiagnosis: how to stop harming the healthy. *BMJ*. 2012;344, e3502.
31. Hippisley-Cox J, Coupland C, Brindle P. The performance of seven QPrediction risk scores in an independent external sample of patients from general practice: a validation study. *BMJ Open*. 2014;4(8), e005809.
32. van Staa TP, Gulliford M, Ng ES, Goldacre B, Smeeth L. Prediction of cardiovascular risk using Framingham, ASSIGN and QRISK2: how well do they predict individual rather than population risk? *PLoS One*. 2014;9(10), e106455.
33. Collins GS, Altman DG. An independent and external validation of QRISK2 cardiovascular disease risk score: a prospective open cohort study. *BMJ*. 2010;340:c2442.
34. Jackson R, Kerr A, Wells S. Vascular risk calculators: essential but flawed clinical tools? *Circulation*. 2013;127(19):1929–31.
35. WHO. Prevention of cardiovascular disease - guidelines for assessment and management of cardiovascular risk. Geneva: WHO; 2007.
36. Mendis S, Lindholm LH, Anderson SG, Alwan A, Koju R, Onwubere BJ, et al. Total cardiovascular risk approach to improve efficiency of cardiovascular prevention in resource constrain settings. *J Clin Epidemiol*. 2011;64(12):1451–62.
37. Mendis S, Lindholm LH, Mancia G, Whitworth J, Alderman M, Lim S, et al. World Health Organization (WHO) and International Society of Hypertension (ISH) risk prediction charts: assessment of cardiovascular risk for prevention and control of cardiovascular disease in low and middle-income countries. *J Hypertens*. 2007;25(8):1578–82.
38. Otgontuya D, Oum S, Buckley BS, Bonita R. Assessment of total cardiovascular risk using WHO/ISH risk prediction charts in three low and middle income countries in Asia. *BMC Public Health*. 2013;13:539.
39. Pandya A, Weinstein MC, Salomon JA, Cutler D, Gaziano TA. Who needs laboratories and who needs statins?: comparative and cost-effectiveness analyses of non-laboratory-based, laboratory-based, and staged primary cardiovascular disease screening guidelines. *Circ Cardiovasc Qual Outcomes*. 2014;7(1):25–32.
40. WHO. Implementation tools: package of essential noncommunicable disease interventions for primary health care in low-resource settings. Geneva: WHO; 2013.
41. Ndjindjock R, Gedeon J, Mendis S, Paccaud F, Bovet P. Potential impact of single-risk-factor versus total risk management for the prevention of cardiovascular events in Seychelles. *Bull World Health Organ*. 2011;89(4):286–95.
42. Kohli P, Whelton SP, Hsu S, Yancy CW, Stone NJ, Chrispin J, et al. Clinician's guide to the updated ABCs of cardiovascular disease prevention. *J Am Heart Assoc*. 2014;3(5), e001098.
43. U. S. Preventive Services Task Force. Screening for high blood pressure: U.S. Preventive Services Task Force reaffirmation recommendation statement. *Ann Intern Med*. 2007;147(11):783–6.
44. Helfand M, Carson S. Screening for lipid disorders in adults: selective update of 2001 US preventive services task force review. Rockville (MD): U.S. Preventive Services Task Force Evidence Syntheses, formerly Systematic Evidence Reviews; 2008.
45. Norris SL, Kansagara D, Bougatsos C, Nygren P, Fu R. Screening for type 2 diabetes mellitus: update of 2003 systematic evidence review for the US preventive services task force. Rockville (MD): U.S. Preventive Services Task Force Evidence Syntheses, formerly Systematic Evidence Reviews; 2008.
46. U.S. Preventive Services Task Force. Draft recommendation statement - high blood pressure in adults: screening. Rockville, MD 208502015.
47. Basu S, Andrews J, Kishore S, Panjabi R, Stuckler D. Comparative performance of private and public healthcare systems in low- and middle-income countries: a systematic review. *PLoS Med*. 2012;9(6), e1001244.
48. WHO. Prevention and Control of Noncommunicable Diseases: Guidelines for primary health care in low-resource settings. Geneva: WHO; 2012.
49. Hartmann-Boyce J, Stead LF, Cahill K, Lancaster T. Efficacy of interventions to combat tobacco addiction: Cochrane update of 2013 reviews. *Addiction*. 2014;109(9):1414–25.
50. Lin JS, O'Connor E, Evans CV, Senger CA, Rowland MG, Groom HC. Behavioral counseling to promote a healthy lifestyle in persons with cardiovascular risk factors: a systematic review for the U.S. Preventive services task force. *Ann Intern Med*. 2014;161(8):568–78.
51. Piper MA, Evans CV, Burda BU, Margolis KL, O'Connor E, Whitlock EP. Diagnostic and predictive accuracy of blood pressure screening methods with consideration of rescreening intervals: a systematic review for the U.S. Preventive services task force. *Ann Intern Med*. 2015;162(3):192–204.
52. Bovet P, Gervasoni JP, Ross AG, Mkamba M, Mtasiwa DM, Lengeler C, et al. Assessing the prevalence of hypertension in populations: are we doing it right? *J Hypertens*. 2003;21(3):509–17.
53. Naderi SH, Bestwick JP, Wald DS. Adherence to drugs that prevent cardiovascular disease: meta-analysis on 376,162 patients. *Am J Med*. 2012;125(9):882–7. e1.
54. Bowry AD, Shrank WH, Lee JL, Stedman M, Choudhry NK. A systematic review of adherence to cardiovascular medications in resource-limited settings. *J Gen Intern Med*. 2011;26(12):1479–91.
55. Bovet P, Burnier M, Madeleine G, Waeber B, Paccaud F. Monitoring one-year compliance to antihypertension medication in the Seychelles. *Bull World Health Organ*. 2002;80(1):33–9.
56. Bovet P, Gervasoni JP, Mkamba M, Balampama M, Lengeler C, Paccaud F. Low utilization of health care services following screening for hypertension in Dar es Salaam (Tanzania): a prospective population-based study. *BMC Public Health*. 2008;8:407.



57. Rosenbaum L. Beyond belief—how people feel about taking medications for heart disease. *N Engl J Med*. 2015; 372(2):183–7.
58. Zullig LL, Peterson ED, Bosworth HB. Ingredients of successful interventions to improve medication adherence. *JAMA*. 2013;310(24):2611–2.
59. Excellence NfHaC. Medicines adherence. NICE clinical guideline 76; 2009.
60. Wald NJ, Law MR. A strategy to reduce cardiovascular disease by more than 80%. *BMJ*. 2003;326(7404):1419.
61. Working Group on the Summit on Combination Therapy for CVD, Yusuf S, Attaran A, Bosch J, Joseph P, Lonn E, et al. Combination pharmacotherapy to prevent cardiovascular disease: present status and challenges. *Eur Heart J*. 2014;35(6):353–64.
62. Webster R, Patel A, Billot L, Cass A, Burch C, Neal B, et al. Prospective meta-analysis of trials comparing fixed dose combination based care with usual care in individuals at high cardiovascular risk: the SPACE Collaboration. *Int J Cardiol*. 2013;170(1):30–5.
63. WHO. Monitoring the building blocks of health systems: a handbook of indicators and their measurement strategies. Geneva: World Health Organization; 2010.
64. Valluri S, Gaziano TA. Progress in national and regional guidelines development and deployment for the clinical prevention and control of CVD and diabetes in Africa. *Prog Cardiovasc Dis*. 2013;56(3):336–43.
65. Bodenheimer T, Willard-Grace R, Ghorob A. Expanding the roles of medical assistants: who does what in primary care? *JAMA Intern Med*. 2014;174(7):1025–6.
66. Abegunde DO, Shengelia B, Luyten A, Cameron A, Celletti F, Nishtar S, et al. Can non-physician health-care workers assess and manage cardiovascular risk in primary care? *Bull World Health Organ*. 2007;85(6):432–40.
67. Cardiovascular Disease Prevention and Control. Interventions engaging community health workers Atlanta: CDC; 2015 [10 September 2015]. Available from: <http://www.thecommunityguide.org/cvd/CHW.html>.
68. Tian M, Ajay VS, Dunzhu D, Hameed SS, Li X, Liu Z, et al. A cluster-randomized, controlled trial of a simplified multifaceted management program for individuals at high cardiovascular risk (SimCard trial) in rural Tibet, China, and Haryana, India. *Circulation*. 2015;132(9):815–24.
69. Holloway KA, Henry D. WHO essential medicines policies and use in developing and transitional countries: an analysis of reported policy implementation and medicines use surveys. *PLoS Med*. 2014;11(9), e1001724.
70. Clark J. Medicalization of global health 3: the medicalization of the non-communicable diseases agenda. *Global Health Action*. 2014;7:24002.
71. Mindell JS, Reynolds L, Cohen DL, McKee M. All in this together: the corporate capture of public health. *BMJ*. 2012;345, e8082.
72. Unwin N, Setel P, Rashid S, Mugusi F, Mbanya JC, Kitange H, et al. Noncommunicable diseases in sub-Saharan Africa: where do they feature in the health research agenda? *Bull World Health Organ*. 2001;79(10):947–53.
73. van Mourik MS, Cameron A, Ewen M, Laing RO. Availability, price and affordability of cardiovascular medicines: a comparison across 36 countries using WHO/HAI data. *BMC Cardiovasc Disord*. 2010;10:25.
74. Rahman MM, Gilmour S, Saito E, Sultana P, Shibuya K. Health-related financial catastrophe, inequality and chronic illness in Bangladesh. *PLoS One*. 2013;8(2), e56873.
75. Hogerzeil HV, Liberman J, Wirtz VJ, Kishore SP, Selvaraj S, Kiddell-Monroe R, et al. Promotion of access to essential medicines for non-communicable diseases: practical implications of the UN political declaration. *Lancet*. 2013; 381(9867):680–9.
76. Bagcchi S. India will make 50 essential drugs available free of charge. *BMJ*. 2014;349:g4321.
77. Kenny C, Glassman A. What will follow the millennium development goals? *BMJ*. 2013;347:f4431.
78. Touraine M, Grohe H, Coffie RG, Sathasivam S, Juan M, el Louardi H, et al. Universal health coverage and the post-2015 agenda. *Lancet*. 2014;384(9949):1161–2.
79. Marquez PV, Farrington JL. No more disease silos for sub-Saharan Africa. *BMJ*. 2012;345, e5812.
80. Lloyd-Sherlock P, Ebrahim S, Grosskurth H. Is hypertension the new HIV epidemic? *Int J Epidemiol*. 2014;43(1):8–10.

Submit your next manuscript to BioMed Central and we will help you at every step:

- We accept pre-submission inquiries
- Our selector tool helps you to find the most relevant journal
- We provide round the clock customer support
- Convenient online submission
- Thorough peer review
- Inclusion in PubMed and all major indexing services
- Maximum visibility for your research

Submit your manuscript at  
[www.biomedcentral.com/submit](http://www.biomedcentral.com/submit)



Reproduced with permission of the copyright owner. Further reproduction prohibited without permission.